

[181824]

2018 11 22

181824

2018 9 28

93

2018 11 9

DFJT-WCHZ-20181109-0003

2018 11 8

64,367,006

26.10

64,367,006

26.10%

22,870,213

9.27

64,367,006

26.10

87,237,219

246,606,046

35.38%

30%

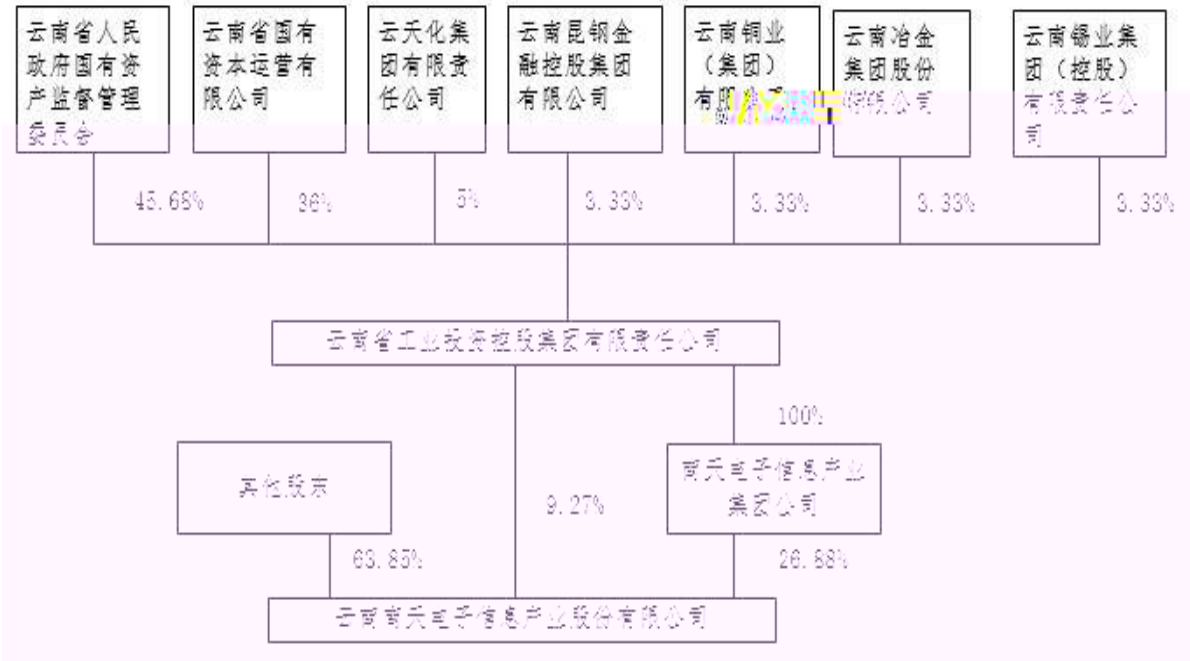
1

1		292,352	45.68
2		230,400	36.00
3		32,000	5.00
4		21,312	3.33
5		21,312	3.33
6		21,312	3.33
7		21,312	3.33
		640,000	100.00

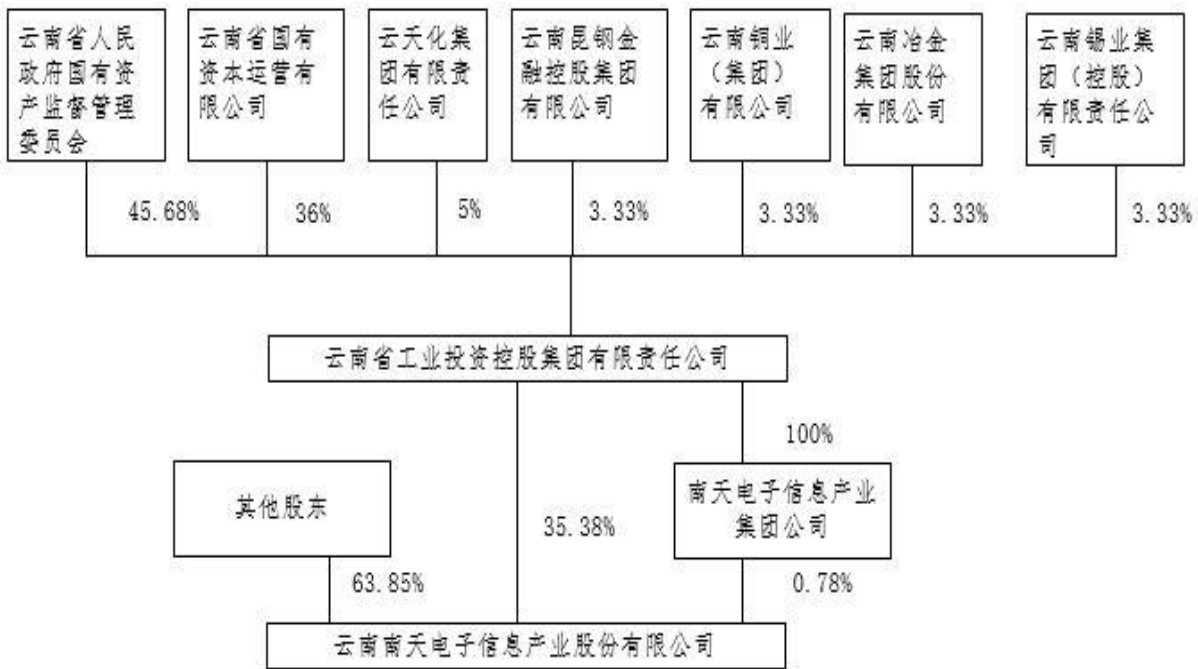
100

2

1



2



3

/

35.38%

0.78%

0.78%

0.78%

26.88%

1,914,025

0.78%

2015

13

9,047

6 2015

0.78%

0.78%

/

26.88%

1,914,025

0.78%

2015

13

9,047

0.78%

0.78%

1)

2)

65%

3)

,

1

2

IaaS

3

PR

BST

BP

4

5

91530100MA6K5HHM8G

;

/

2017 12 18
66,271,989 (26.87%)

2017
2017 3 80% 2020
3
4
2017

66,271,984

	66,271,984
26.87%	
89,142,197	36.15

50

640,000

915301006736373483

2008 5 12

50

2

			%
1		292,352	45.68
2		230,400	36.00
3		32,000	5.00
4		21,312	3.33
5		21,312	3.33
6		21,312	3.33
7		21,312	3.33
		640,000	100.00

100%

3

1

1		3,000.00	57.67%	

2

10,000.00

51.00%

;

;

4		1,000.00	100.00%	
5		5,352.00	81.30%	
6		30,000.00	100.00%	
7		20,000.00	92.50%	
8		20,000.00	53.35% 1	
9		6,416.77	65.00%	;

				;
10		13,192.68	100.00%	,
11		24,660.60	36.15%	
12		1,500.00	100.00%	; ;

	2			
21		5,000.00	100.00%	
22		3,434.00	100.00%	

1 2018 2 37.24%

90.59%

2 2018 2 7 "

"

2

--	--	--	--	--

15				
16				;
17				; ; ; ;
18				

4

	2016 12 31	2015 12 31	2014 12 31
	3,318,231.08	3,509,397.91	3,283,517.41
	2,103,188.38	2,225,709.76	2,123,318.01
	1,215,042.71	1,283,688.15	1,160,199.39
	63.38%	63.42%	64.67%
	2016	2015	2014
	650,246.49	633,995.18	674,420.55

			%
		16,655.03	5.09

9

1

2 3

3 3

4

1

2017

2017 3 80% 2020

3

3

4

2017

2 12

3

1

2017 11 21 2017

8

2

2017 12 18

66,271,984

26.87%

4

3

1

66,271,984

26.87%

2

1

66,271,984

26.87%

2

2015

13

2015

7 13

2

17,447

6

6

9,047

6

7

7

7

8,400

2017 12 18

66,271,984

66,281,031

9,047

9,047

a			6
	9,047	6	
	/	/	
b			
	6	2015	9,047
3			
			66,281,031
22,870,213			26.87% 9.27%
			36.15%

3

1

12

2

12

3

				800,791.20
--	--	--	--	------------

2

2015 2016 2017 1-6


		2017 1-6	2016	2015
		2,031.96	5,331.21	
			127,358.49	382,075.47

3

2015 2016 2017 1-6

		2017 1-6	2016	2015
				66,482,600.00

3



2

3

1

2

3

4

12 19

2017-039

2017

（本页无正文，为《云南省工业投资控股集团有限责任公司关于<中国证监会行政许可项目审查一次反馈意见通知书>[181824 号]之反馈意见回复》之签字盖章页）

云南省工业投资控股集团有限责任公司

2018年12月21日

